

# REINDEER DONUTS

Makes 1-15 servings

## INGREDIENTS:

-   
Mini chocolate donuts

-   
Chocolate frosting


-   
Mini pretzel twists

-  or  
Mini marshmallow or  
Candy eyeballs


-   
Chocolate candies

## UTENSILS:

-   
Table knife

-   
Cutting board

-   
Toothpicks


-   
Plate

# REINDEER DONUTS

## DIRECTIONS:



- 1. **Cut** a notch from each side edge of one pretzel where it connects at long curved edge. Cut **2** pretzels for each pair of reindeer antlers. **Set aside** cut pretzels.



- 2. **Cut** **1** mini marshmallow in half to make a pair of eyes for each reindeer. **Set aside** cut marshmallows. \*If using candy eyeballs, skip this step.



- 3. **Place** a little frosting at the top side edge of donut



- 4. **Push** a pretzel into frosting on each side of top of donut for antlers.











- 5. **Place** a little frosting on face of donut under antlers.

# REINDEER DONUTS

- 6.  or  →    
- Place** 2 half marshmallows (or candy eyeballs) down under antlers on frosting for eyes.

- 7.  →  
- Dip** the blunt end of a toothpick in frosting to just cover tip with a small amount of frosting. \*If using candy eyeballs, skip this step.

- 8.  →   
- Lightly touch** toothpick with frosting to center of each marshmallow, completing eyes. \*If using candy eyeballs, skip this step.

- 9.  →   
- Place** a little frosting on one side of chocolate candy

- 10.  →    → 
- Place** 1 chocolate candy under eyes of each reindeer for nose. **Place** completed reindeer on serving plate.

Enjoy!